

Monocrystalline 144 cells

JUPITER




M6 166
9BB



Guaranteed positive output
tolerance of 0 ~ +5 Wp
by single measuring



3.2 mm anti-reflective glass



BLACK | WHITE

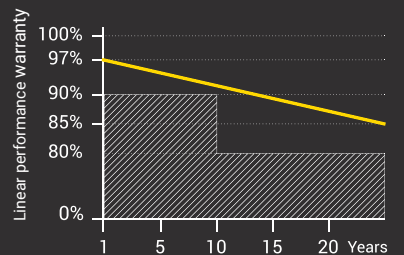


Maximum stability trough
aluminium soft grip frame



Maximum 5400Pa snow load

✓ 15 years manufacturer's warranty
25 years linear performance guarantee



OUTPUT: 450 - 460 WATT

JUPITER monocrystalline 144 halfcut cell series with multibusbar M6 cells is the newest top efficiency series. Halfcut cells are split in two halves to improve the performance and they are arranged in two parallel strings for a better management of shading. Featuring a 40 mm black anodized aluminium frame, JUPITER series can combine high robustness and visual attractiveness to conversion efficiency over 21 %.



power for a better world

Test uncertainty for Pmax: ±3 %
Voc and Isc Tolerance: ±3 %

STC	A-HCM450/144	A-HCM460/144
Maximum Power (Pmax) (W)	450	460
Open Circuit Voltage (Voc) (V)	50.22	50.70
Short Circuit Current (Isc) (A)	11.48	11.63
Voltage at Maximum Power (Vmpp) (V)	41.40	41.80
Current at Maximum Power (Impp) (A)	10.87	11.01
Modul Efficiency (%)	20.62	21.08

STC (Standard Testing Condition): Irradiance 1000 W/m², Cell Temperature 25 °C, Spectra at AM 1.5

Electrical Parameters at NOCT	A-HCM450/144	A-HCM460/144
Maximum Power (Pmax) (W)	334	342
Open Circuit Voltage (Voc) (V)	46.84	47.30
Short Circuit Current (Isc) (A)	9.26	9.40
Voltage at Maximum Power (Vmpp) (V)	38.27	38.64
Current at Maximum Power (Impp) (A)	8.73	8.86

NOCT (Nominal Operating Cell Temperature): Irradiance 800 W/m², Ambient Temperature 20 °C, Spectra at AM 1.5, Wind at 1 m/s

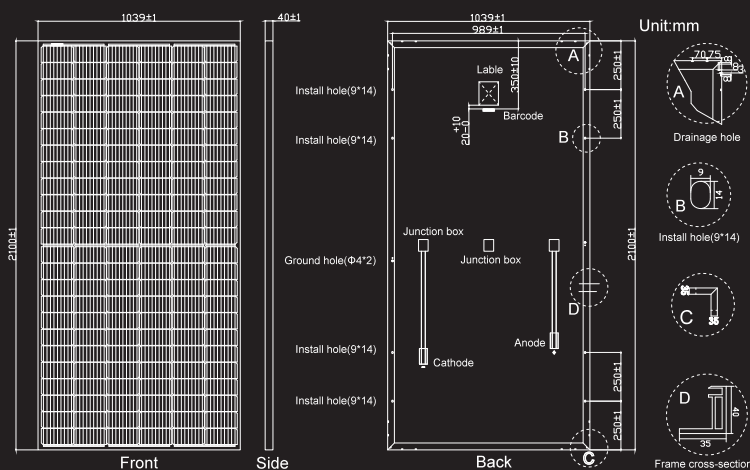
Temperature Characteristics	
Pmax Temperature Coefficients (W / °C)	-0.37 % / °C
Voc Temperature Coefficients (V / °C)	-0.28 % / °C
Isc Temperature Coefficients (A / °C)	+0.05 % / °C
Noct Nominal Operating Cell Temperature (°C)	45 ±2 °C

Operating Conditions	
Operating Module Temperature:	-40 °C ~ +85 °C
Maximum System Voltage:	1500 V
Maximum Series Fuse Rating:	30A
Power Tolerance:	0 ~ +5 W
Maximum Static Load Front	5400 Pa
Maximum Static Load Back	2400 Pa
Application Class	Class A

Specifications	
Cell Type	Mono M6 166 9BB
Weight	23.5 kg ±3 %
Dimensions	2100x1039x40 mm (±2 mm)
Cable Cross Section Size	4 mm ² , cable approx 130 cm, QC4 compatible
No. of cells	144 (6x24)
Junction Box	IP67, 3 diodes
Frame	Black anodized aluminium
Front glass	3.2 mm high transmission, low iron, tempered glass

Packing Details	
Container Type	40'HC
No. of Pallets	22
Pieces per Pallet	27
Total quantity of modules	594

(2100x1039x40)



I-V Curve: (A-HCM460)

